

DATE: January 30, 2012

TO: David Wresinski, William Tansil

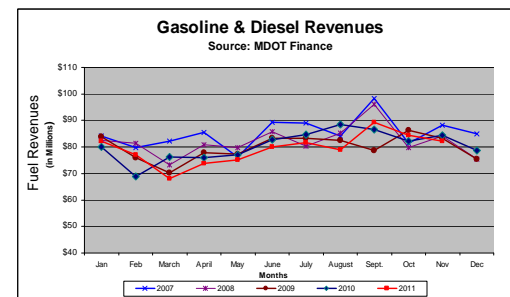
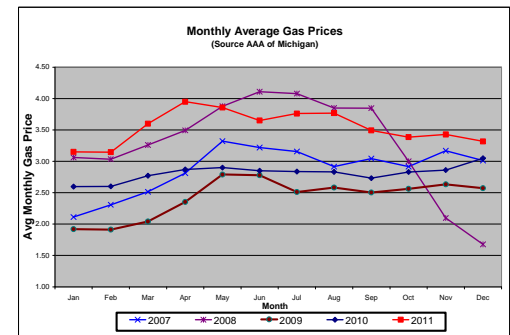
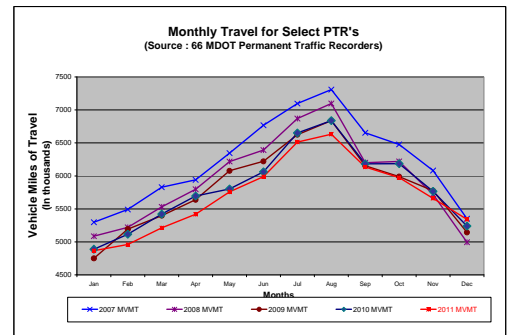
FROM: Teresa Logan, Lawrence Whiteside

SUBJECT: Travel Trend for December, 2011

An analysis of selected Permanent Traffic Recorder (PTR) locations indicates that travel for December 2011 increased by **1.95%** from December 2010. Year to date travel through December 2011 shows a decrease of **-1.99%** when compared to December last year.

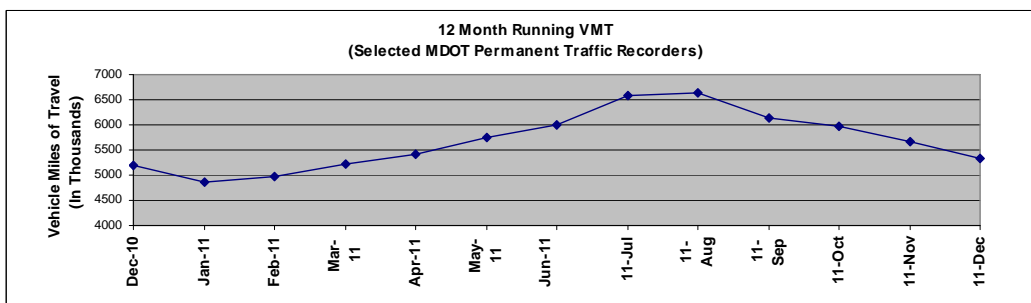
An analysis of selected commercial Permanent Traffic Recorder (PTR) locations indicates that December 2011 commercial travel increased **3.42%** from December 2010 commercial travel. Year to date commercial travel is down **-1.71%** for December 2011 when compared to last year.

According to AAA, the December 2011 monthly average price for gas in Michigan was \$3.318 as compared to December 2010 price of \$3.049



Bridges*		December	Year to Date
Change 2010/2011			
Ambassador Bridge	All vehicles	2.01%	0.28%
	Trucks	-2.61%	-2.54%
Blue Water Bridge	All vehicles	18.74%	7.87%
	Trucks	19.90%	1.36%
Detroit-Windsor Tunnel	All vehicles	4.25%	4.93%
	Trucks	-41.65%	-22.79%
Sault St. Marie Bridge (Int'l Bridge)	All vehicles	6.50%	9.27%
	Trucks	-0.30%	-3.67%
Mackinac Bridge	All vehicles	0.9%	-5.55%
	Trucks	N/A	

*(Source: Public Borders Operators Association and the Mackinac Bridge Authority)



Note: Fluctuation between September 2008 Gasoline/ Diesel revenues and September 2009 revenues due to adjustment for revenue received September 2008 adjustment increased diesel/gasoline taxes by \$8.6m. September 2009 adjustment decreased diesel/gasoline taxes by \$4.3m. (Source: MDOT Financial Operations)